



R e m o t e a i r v a l v e s

Individual mounting

Inline

Series

Manifold mounting

stacking

1100

55

56

57

58

59

700

900

82

6300

6500

6600

2700

1800

ISO 1

ISO 2

ISO 3



R e m o t e a i r v a l v e s

Function	Port size	Flow (Max)	Individual mounting	Series
4/2	1/8" - 1/4"	1.4 C_v	Inline	

OPERATIONAL BENEFITS

1. Balanced spool, immune to variations of pressure.
2. Short stroke with high flow.
3. The piston (booster) provides maximum shifting forces.
4. Powerful return thanks to the combination of mechanical and air springs.
5. Bonded spool with minimum friction, shifting in a glass-like finished bore.
6. Wiping effect eliminates sticking.
7. Low leakage rate.



1100
55
56
57
58
59

HOW TO ORDER

Port size	Single operator	Double operator
1/8" NPTF	911B-RA	921B-RA
1/4" NPTF	912B-RA	922B-RA

700
900

Air pilot port : 1/8" NPTF.

82
6300
6500
6600
2700
1800
ISO 1
ISO 2
ISO 3

TECHNICAL DATA

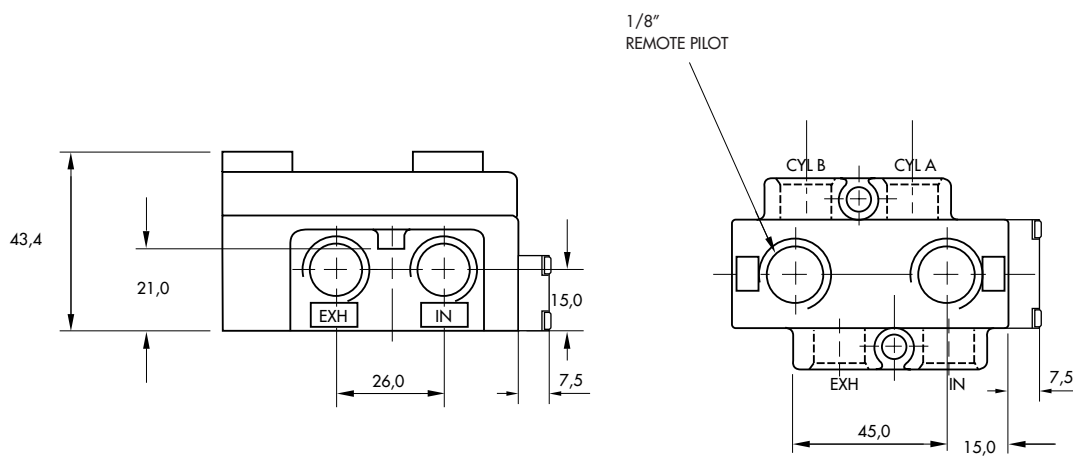
Fluid :	Compressed air, vacuum, inert gases
Pressure range :	Vacuum to 150 PSI
Air signal pressure :	Single operator : 25 to 150 PSI \geq main valve pressure Double operator : 10 to 150 PSI
Lubrication :	Not required, if used select a medium aniline point lubricant (between 180°F to 210°F)
Filtration :	40 μ
Temperature range :	0°F to 120°F (-18°C to 50°C)
Flow (at 6 bar, $\Delta P=1$bar) :	1/8" : (0.8 C _v), 1/4" : (1.2 C _v)
Leak rate :	50 cm ³ /min

Spare parts : • Remote air operator (single operator) : R-09002-01. • Remote air operator (double operator) : R-09002-02.

Options : • BSPP threads.

DIMENSIONS


Dimensions shown are metric (mm)



Function	Port size	Flow (Max)	Manifold mounting	Series
4/2	1/8" - 1/4"	1.4 C_v	stacking	

OPERATIONAL BENEFITS

1. Balanced spool, immune to variations of pressure.
2. Short stroke with high flow.
3. The piston (booster) provides maximum shifting forces.
4. Powerful return thanks to the combination of mechanical and air springs.
5. Bonded spool with minimum friction, shifting in a glass-like finished bore.
6. Wiping effect eliminates sticking.
7. Low leakage rate.



1100

55

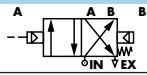
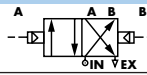
56

57

58

59

HOW TO ORDER

Port size	Single operator	Double operator
		
1/8" NPTF	913B-RA	923B-RA
1/4" NPTF	914B-RA	924B-RA

700

900

Air pilot port : 1/8" NPTF.
Manifold fastening kit (3/8" NPTF) : M-09001-01.

82

6300

6500

6600

2700

1800

ISO 1

ISO 2

ISO 3

TECHNICAL DATA

Fluid :	Compressed air, vacuum, inert gases
Pressure range :	Vacuum to 150 PSI
Air signal pressure :	Single operator : 25 to 150 PSI \geq main valve pressure Double operator : 10 to 150 PSI
Lubrication :	Not required, if used select a medium aniline point lubricant (between 180°F to 210°F)
Filtration :	40 μ
Temperature range :	0°F to 120°F (-18°C to 50°C)
Flow (at 6 bar, $\Delta P=1\text{bar}$) :	1/8" : (0.8 C _v), 1/4" : (1.2 C _v)
Leak rate :	50 cm ³ /min

Spare parts : • Remote air operator (single operator) : R-09002-01. • Remote air operator (double operator) : R-09002-02.
 • Pressure seal between valves : 16358. • Tie-rod (x2) : 19615.

Options : • BSPP threads.

DIMENSIONS

Dimensions shown are metric (mm)

