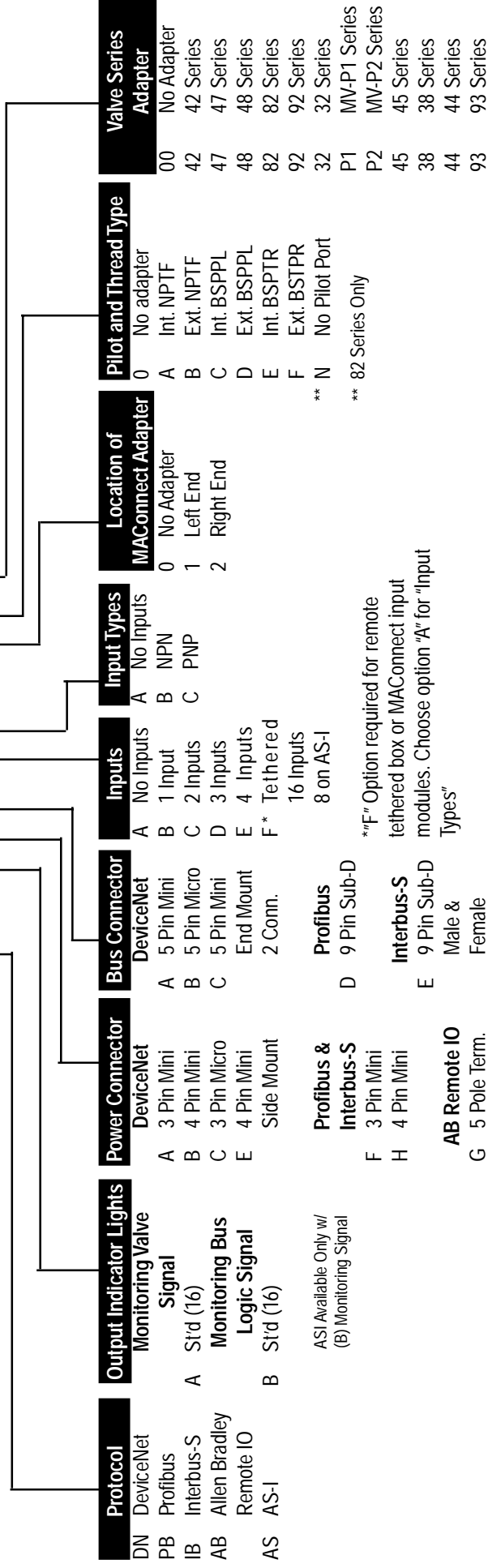


How to Order SM32 for MACConnect™ Serial Manifold

MACConnect™
SM32 - XXA - XXX - XXX - XXM - XXX XX -9



ASI Available Only w/
(B) Monitoring Signal

*"F" Option required for remote
tethered box or MACConnect input
modules. Choose option "A" for "Input
Types"

AB Remote IO
F 3 Pole Term.
G 4 Pin Micro (2 4-Pin Connectors)

AS-I
D 4 Pin Micro

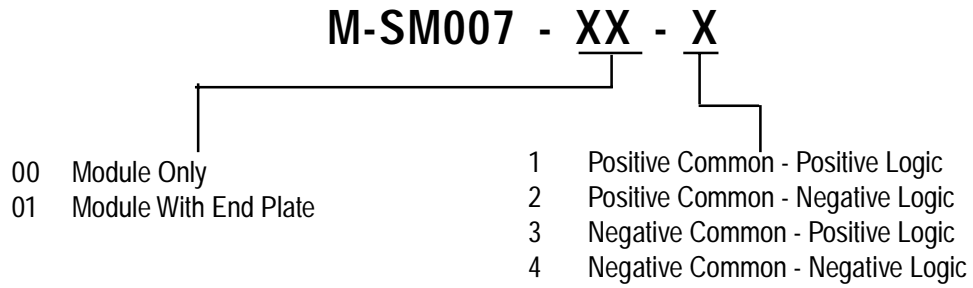
AB Remote IO
F 3 Pole Term.
G 4 Pin Micro (2 4-Pin Connectors)

AS-I
G 4 Pin Micro 2 Conn.
H 4 Pin Micro 2 Conn. w/ 2 Prog. Ports

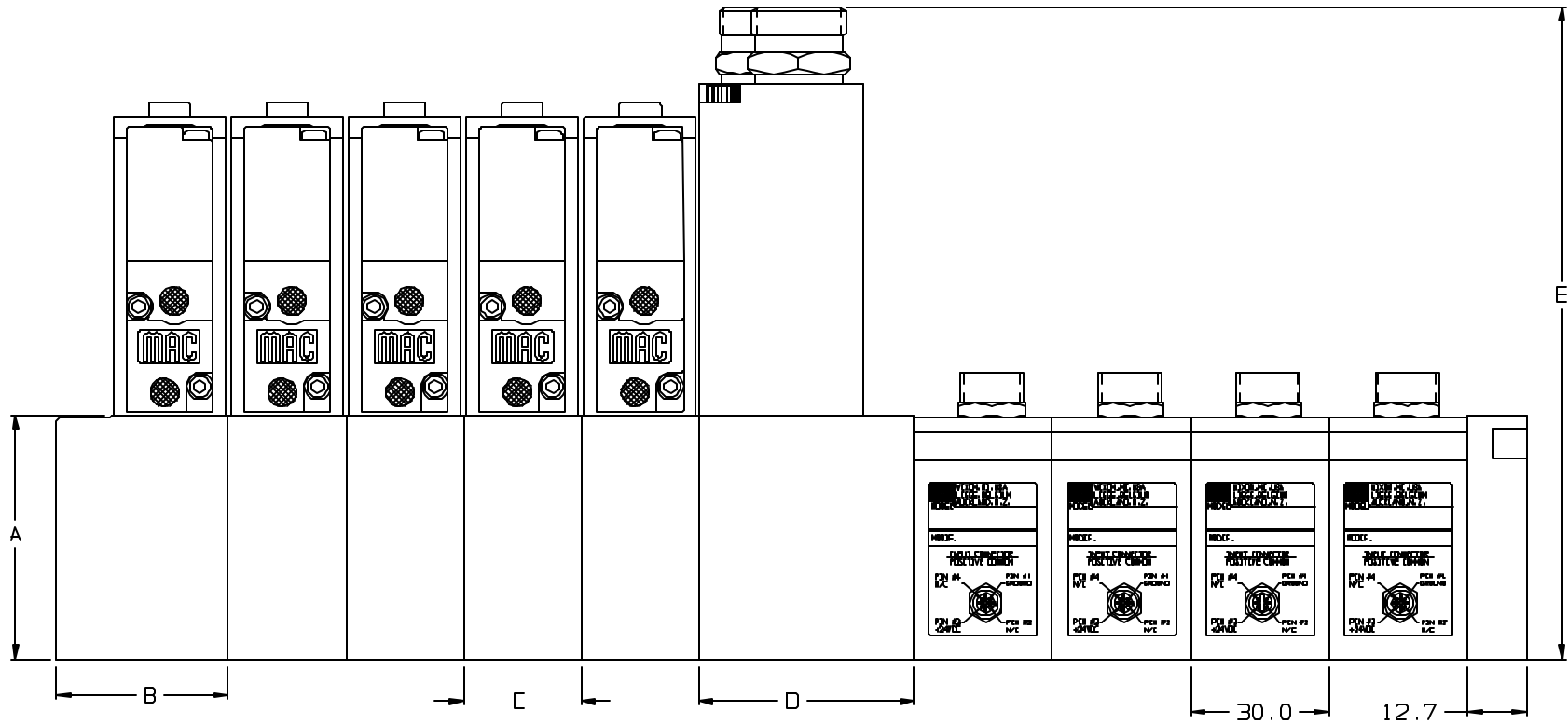
How to Order

MAConnect® Input Module

For MAConnect® SM32



**MACONNECT W/ SM32 ON RIGHT END
WITH INPUT MODULES
(92 SERIES SHOWN)**



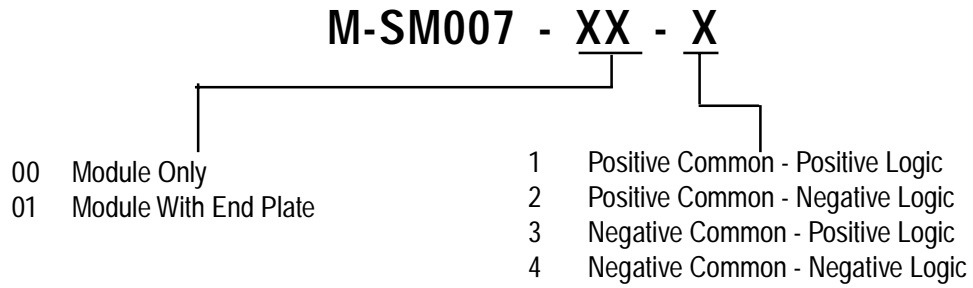
NOTE:
ALL DIMENSIONS SHOWN
ARE IN MILLIMETERS

SERIES	DIM A	DIM B	DIM C	DIM D	DIM E
32	46.0	23.7	10.5	45.8	138.8
42	46.0	23.7	10.5	45.8	138.8
38	55.5	31.5	16.5	43.5	151.8
48	55.5	31.5	16.5	43.5	151.8
44	48.5	20.0	10.5	45.8	143.3
45	42.0	39.0	20.0	43.5	146.7
47	47.5	40.0	18.0	45.5	151.5
82	51.8	58.7	46.0	45.8	138.8
92	52.0	36.5	25.0	45.8	138.8
93	72.5	52.5	33.5	45.8	159.3
IS01	50.0	67.9	52.0	47.2	136.8
IS02	58.0	79.0	60.0	45.8	144.8

How to Order

MAConnect® Input Module

For MAConnect® SM32



How to Order SM32 for MACConnect™ Serial Manifold



Protocol	Output Indicator Monitoring Valve Signal	Power Connector DeviceNet	Bus Connector DeviceNet	Inputs	Input Types	Location of MACConnect Adapter	Pilot and Thread Type	Valve Series Adapter	
DN DeviceNet		A 3 Pin Mini	A 5 Pin Mini	A No Inputs	A No Inputs	0 No Adapter	0 No adapter	00 No Adapter	
PB Profibus		B 4 Pin Mini	B 5 Pin Micro	B 1 Input	B NPN	1 Left End	A Int. NPTF	42 42 Series	
IB Interbus-S	A Std (16)	C 3 Pin Micro	C 5 Pin Mini	C 2 Inputs	C PNP	2 Right End	B Ext. NPTF	47 47 Series	
AB Allen Bradley Remote IO	B Std (16)	E 4 Pin Mini	End Mount	D 3 Inputs			C Int. BSPPL	48 48 Series	
AS AS-I		Side Mount	2 Conn.	E 4 Inputs			D Ext. BSPPL	82 82 Series	
	ASI Available Only w/ (B) Monitoring Signal			F* Tethered 16 Inputs			E Int. BSPTR	92 92 Series	
		Profibus & Interbus-S	Profibus	8 on AS-I			F Ext. BSTPR	32 32 Series	
		F 3 Pin Mini	D 9 Pin Sub-D				** N No Pilot Port	P1 MV-P1 Series	
		H 4 Pin Mini	Interbus-S				** 82 Series Only	P2 MV-P2 Series	
			E 9 Pin Sub-D Male & Female	**"F" Option required for remote tethered box or MACConnect input modules. Choose option "A" for "Input Types"					45 45 Series
		AB Remote IO						38 38 Series	
		G 5 Pole Term.	AB Remote IO					44 44 Series	
		B 4 Pin Mini	F 3 Pole Term.					93 93 Series	
		D 4 Pin Micro	G 4 Pin Micro (2 4-Pin Connectors)						
			AS-I						
			G 4 Pin Micro 2 Conn.						
			H 4 Pin Micro 2 Conn. w/ 2 Prog. Ports						