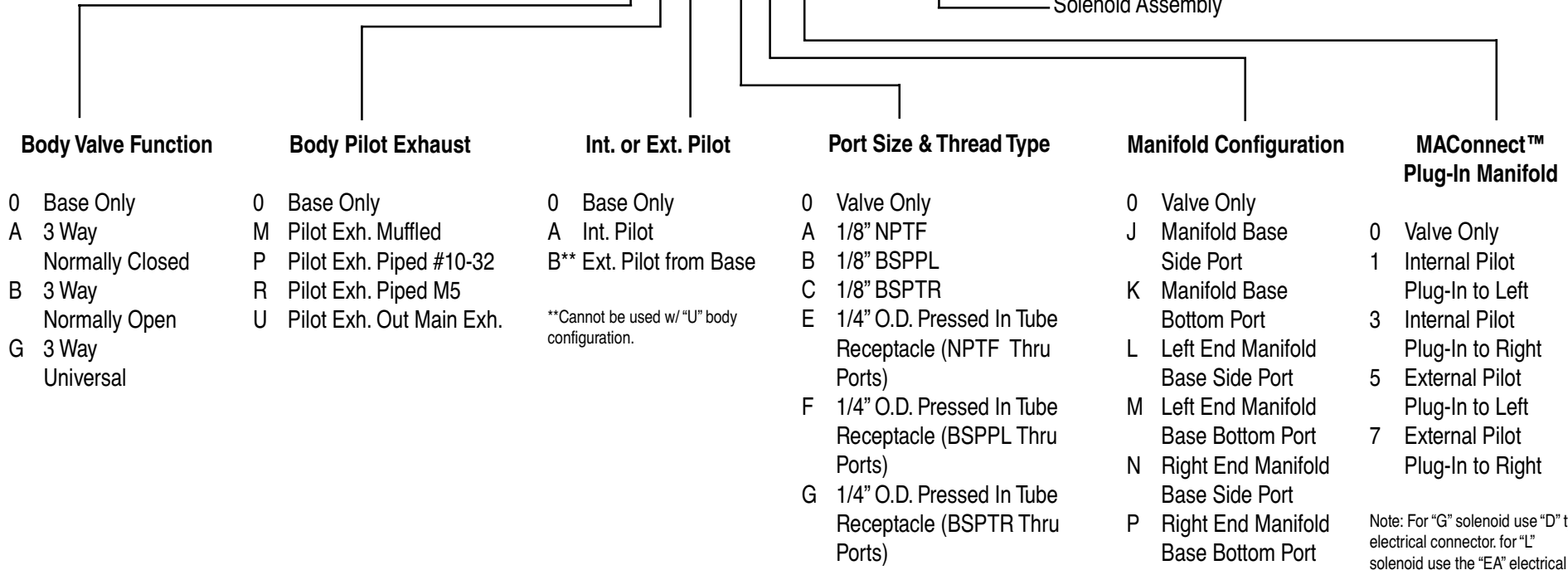


# How to Order 38 Series (MACConnect™)

**38A - X X X - X X X - LXXX - X XX (Latching)  
GXXX - X XX (Standard)**

Solenoid Assembly



Body Valve Function		Body Pilot Exhaust		Int. or Ext. Pilot		Port Size & Thread Type		Manifold Configuration		MACConnect™ Plug-In Manifold	
0	Base Only	0	Base Only	0	Base Only	0	Valve Only	0	Valve Only		
A	3 Way Normally Closed	M	Pilot Exh. Muffled	A	Int. Pilot	A	1/8" NPTF	J	Manifold Base Side Port	0	Valve Only
B	3 Way Normally Open	P	Pilot Exh. Piped #10-32	B**	Ext. Pilot from Base	B	1/8" BSPPL	K	Manifold Base Bottom Port	1	Internal Pilot Plug-In to Left
G	3 Way Universal	R	Pilot Exh. Piped M5		**Cannot be used w/ "U" body configuration.	C	1/8" BSPTR	L	Left End Manifold Base Side Port	3	Internal Pilot Plug-In to Right
		U	Pilot Exh. Out Main Exh.			E	1/4" O.D. Pressed In Tube Receptacle (NPTF Thru Ports)	M	Left End Manifold Base Bottom Port	5	External Pilot Plug-In to Left
						F	1/4" O.D. Pressed In Tube Receptacle (BSPPL Thru Ports)	N	Right End Manifold Base Side Port	7	External Pilot Plug-In to Right
						G	1/4" O.D. Pressed In Tube Receptacle (BSPTR Thru Ports)	P	Right End Manifold Base Bottom Port		

Note: For "G" solenoid use "D" type electrical connector. for "L" solenoid use the "EA" electrical connector.

**Parts**

- S38001 Normally Closed Spool Assembly
- S38002 Normally Open Spool Assembly
- S38003 Universal Spool Assembly

**Modifications**

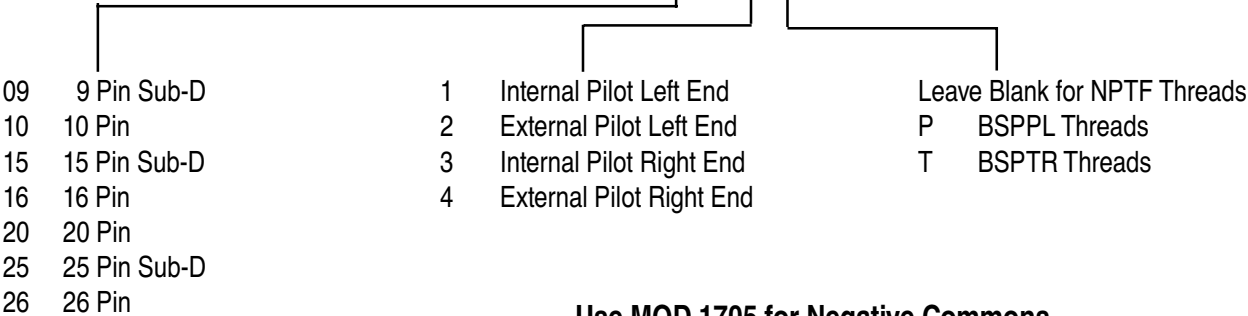
- MOD 1727 Nickel Plated Body and/or Base
- MOD 1705 Negative Commons

# How to Order

## Adapter Kits

### MAConnect™ Adapter Assembly (Positive Commons)

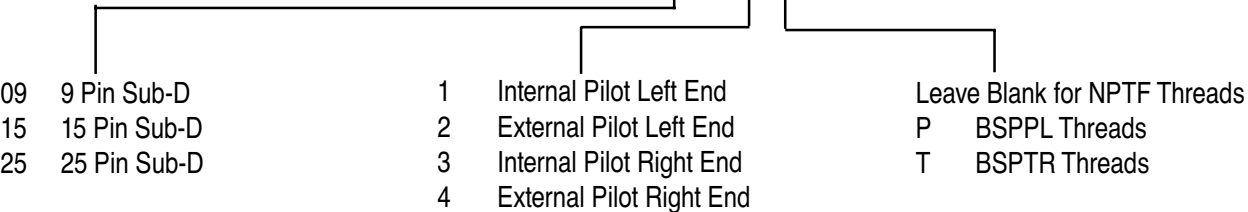
**M-38001 - XX - X X**



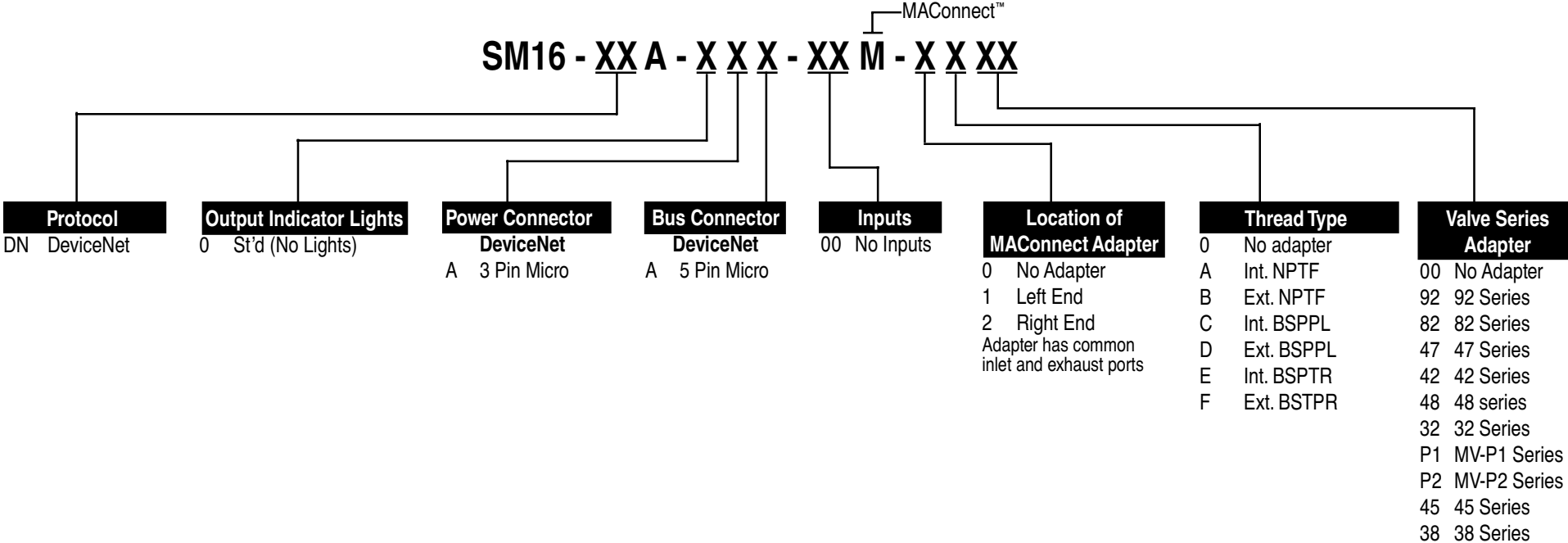
Use MOD 1705 for Negative Commons

### MAConnect™ Adapter Assembly (Required For Connecting To A Remote Stack)

**M-38002 - XX - X X**



# How to Order SM16 for MAConnect™ Serial Manifold



# How to Order SM32 for MACConnect™ Serial Manifold

SM32 - XX A - X X X - X X M - X X XX -9

MACConnect™

